

snowstorm  
filled

nano



ultra-high purity  
compressed air dryers

flow capacity: 3 - 1110 scfm (5 -1900 Nm<sup>3</sup>/hr)

D<sup>1|2|3</sup>

# ultra-high purity compressed air dryers

flow capacity: 3 - 1110 scfm (5 -1900 Nm<sup>3</sup>/hr)

# D<sup>1|2|3</sup>

Leading edge technology and hundreds of years of **experience**...nano-purification solutions, your world-class manufacturer of state-of-the-art compressed air and gas solutions to industry.

Our commitment at nano is to work alongside our **customers** and provide unique solutions with the highest quality products to solve your specific challenges.

A wealth of experience and leading edge products are only part of the equation. nano recognize that world-class customer **service** is the most important component to any successful business.

Experience. Customer. Service... **nano**



## clean and dry

Clean and dry compressed air is essential in every efficient and profitable manufacturing and process operation worldwide. nano's vast experience includes food, beverage, chemical, laboratory, medical and natural gas applications.

nano understand your needs and has created the nano range of high-performance, energy-saving compressed air and gas purification products to provide clean and dry compressed air and gases at an affordable price with unrivaled reliability.



## design

Our experienced team of design engineers are world leading specialists in the design of new and unique industrial compressed air treatment products and compressed air dryers.



## research & development

A core element of our capabilities - founded on cumulative decades of practical engineering expertise - our R&D team is continually looking for improved performance and reliability.



## manufacture

Ultra-high purity compressed air dryers are manufactured at our state of the art facility to the highest standards of build quality to ensure equipment reliability and high levels of performance.



# nano D<sup>1|2|3</sup> compressed air dryers

---

Clean and dry compressed air is easily achieved with nano ultra-high purity compressed air dryers.

nano dryers reliably give you:

- more for your money - everything needed for installation is in the box
- moisture and particulate protection of your production process
- lower life cycle costs - low energy costs and simplified maintenance
- built in dew point monitoring (optional)
- space saving - models up to 177 scfm (301 Nm<sup>3</sup>/hr) can be easily wall mounted
- safe and quiet operation
- flows from 3 to 1110 scfm (5 to 1900 Nm<sup>3</sup>/hr) at 100 psig operating pressure
- peace of mind - the most reliable product of its kind

Designed for use in the compressor room, at the point of application or integrated into your original equipment, nano dryers are an effective solution to the problems caused by contaminated compressed air.

**reliability is built in...** and backed by our 5 year\* product warranty



## benefits - get more for your money

---

### guaranteed performance

- nano dryers have been 100% function and performance tested at the factory to ensure the highest standard of performance, delivering compressed air purity in accordance with ISO8573:1 – 2010, Class 2 dirt (1 micron) and Class 2 water (-40°F pressure dew point)

### reliable operation

- high efficiency moisture removal and reliable operation with PLC controlled solenoid valves

### quiet depressurization

- unique exhaust air silencers significantly reduce noise levels

### energy saving design

- energy saving dew point monitoring option can save up to 60% during reduced inlet moisture loading

### PLC controls and digital display

- a clear digital display provides a full view of PLC operation and monitoring data

### high quality construction

- 100% tested for leaks, proper operation and dew point performance

### easy to install space saving design

- easy to install & ready for use, the D<sup>1</sup> packages include mounting brackets for either floor or wall mounting (optional for D<sup>2</sup>)
- the compact design allows installation in spaces too small for a traditional dryer

### easy to maintain

- patented, combined filter and desiccant cartridges (D<sup>1</sup> & D<sup>2</sup>) can be serviced in less than 15 minutes
- convenient service kits for easy and efficient maintenance

---

\* standard two year warranty extends to five years automatically with addition of the -ES (energy saving dew point control) option on all D1|2|3 dryers.

# nano dryers – D<sup>1</sup> & D<sup>2</sup> in detail

## patented combined filter & desiccant cartridges

- built in inlet water separator (D<sup>1</sup> only) eliminates the cost and pressure drop of installing a separate inlet filter in small oil-free compressor applications\*
- built in outlet filtration to eliminate the cost, pressure drop and maintenance associated with a separate after filter
- high density filled desiccant provides maximum adsorption capacity
- easy to replace cartridges simplify maintenance requirements (models NDL 010 to 130)

## PLC controlled operation

- the dryer is operated by a robust and reliable PLC control system offering valuable features including 'power on', 'hours run' and 'service required' indicators
- memory retention built into the PLC enables the controller to pick up where it left off in the drying cycle, ensuring consistently clean and dry air downstream
- compressor synchronization is a standard energy saving feature which starts and stops the dryer with a signal from the compressor or point-of-use equipment to eliminate purge loss when drying is not required

## energy saving dew point control option

- with this option, a dew point sensor is incorporated into the dryer providing the ultimate in energy savings
- the outlet dew point is constantly monitored allowing the cycle time to be adjusted depending on the actual moisture load saving valuable purge air
- easily field retrofit; includes dew point display
- the -ES option reduces valve actuation increasing service life and includes an extended 5-year valve warranty



## floor or wall installation

- can be floor or wall mounted - simply by rotating the feet 90° (standard on D<sup>1</sup>, optional on D<sup>2</sup>)

## optimum dew point performance

- dryers are provided as standard set for a -40°F dew point. Optional dew point of -94°F is available
- air velocity and, therefore, air to desiccant contact time, is carefully controlled via a pressure maintaining device to ensure optimum dew point performance (standard on D<sup>1</sup>, optional on D<sup>2</sup> & D<sup>3</sup>)

## constant flow and pressure

- pressure is equalized before switching columns to ensure uninterrupted compressed air and consistent air pressure. Equalization also ensures long desiccant life due to minimized desiccant attrition

## reliable high performance valves

- NDL 010 to 050 use integrated check valves and two pilot operated solenoid valves for proven performance and reliability
- NDL 060 to 130 use four pilot operated solenoid valves

## maximum corrosion protection


- high tensile aluminum columns are alocrom protected then externally powder coated to provide maximum protection for corrosive environments
- provide maximum protection for corrosive environments



\* applies to the D<sup>1</sup> only. For oil flooded compressors, an upstream nano F1 M01 coalescing pre-filter is required



## system performance



These advanced dryers use the pressure swing adsorption principle to efficiently dry compressed air. They use a heatless twin tower configuration (see diagram opposite) housed in a modular design. Each column contains a unique (and patented) desiccant cartridge which incorporates an inlet water separator (D<sup>1</sup> only) and outlet filtration.

Wet air from the compressor aftercooler enters the dryer and is directed into column A. nano can provide F1 water separators and coalescing pre-filters to ensure trouble-free operation for nano D-Series dryers.

D<sup>1</sup> only: Bulk liquids (water) and particles are removed by the separator on the inlet of the cartridge. Water is retained within the dryer until the column is regenerated, when it will be vented to atmosphere as it is depressurized.

D<sup>1</sup> & D<sup>2</sup>: Air passes through the desiccant bed where moisture vapor is adsorbed. Then the dry air passes through a particle filter which retains any desiccant particles (< 1 micron / ISO8573.1 class 2 for dust).

Simultaneously, a small amount of dry air is counter-flowed down through cartridge B and exhausted to atmosphere, removing the moisture and regenerating the desiccant.

The dryer is controlled by a PLC which periodically switches the solenoid valves, reversing the function of each column and therefore ensuring the continuous supply of dry air.



unique patented cartridge design



PLC controls with clear text display



flexible piping & installation options



mount on the floor or the wall

# nano dryers – D<sup>3</sup> in detail

## combined desiccant & after filter column

- high density filled desiccant columns provide maximum adsorption capacity
- built in after filter ensures reliable downstream air quality

## PLC controlled operation

- the dryer is operated by a robust and reliable PLC control system, offering valuable features including 'power on', 'hours run' and 'service required' indicators
- memory retention built into the PLC enables the controller to pick up where it left off in the drying cycle, ensuring consistently clean and dry air downstream
- compressor synchronization is a standard energy saving feature which starts and stops the dryer with a signal from the compressor or point-of-use equipment to eliminate purge loss when drying is not required

## energy saving dew point control option

- with this option, a dew point sensor is incorporated into the dryer providing the ultimate in energy savings
- the outlet dew point is constantly monitored allowing the cycle time to be adjusted depending on the actual moisture load saving valuable purge air
- dew point is conveniently displayed on the PLC
- the -ES option reduces valve actuation increasing service life and includes an extended 5-year valve warranty



## optimum dew point performance

- dryers are provided as standard set for a -40°F dew point. Optional dew point of -94°F is available

## constant flow and pressure

- pressure is equalized before switching columns to ensure uninterrupted compressed air and consistent air pressure. Equalization also ensures long desiccant life due to minimized desiccant attrition

## maximum corrosion protection

- high tensile aluminum columns are alocrom protected then externally powder coated to provide maximum protection for corrosive environments




PLC controller with clear text display



performance validated nano F<sup>1</sup> filtration





### flexibility is built right in

We've designed the D<sup>3</sup> with simplicity of service in mind. As standard, the columns are high density filled and include a built in 1 micron after filter for reliable downstream air quality. For even greater ease of service, pre-filled and pre-assembled desiccant / after filter cartridges are available as a time saving option.



### reliable high performance valves

Inlet, exhaust and outlet air are controlled using coaxial flow valves integrated into the upper and lower manifolds. The valves provide unrestricted flow capacity and are designed for durability, ease of maintenance and long service life.

# sizing & specifications

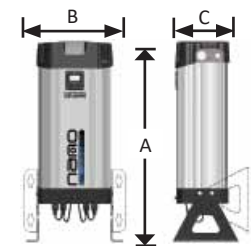
dryer model	inlet & outlet <sup>(1)</sup>	rated flow <sup>(2)</sup>	max. working pressure <sup>(3)</sup>	dimensions (inches)			approx. weight	pre filter <sup>(4)</sup>	after filter <sup>(4)</sup>	
	NPT(F)	scfm	Nm³/h	psig	A	B	C	lbs	model	model
D <sup>1</sup>										
NDL 010-F	3⁄8" <sup>(1)</sup>	3	5.1	232	17.6	10.3	6.7	20	NF 0008 M01	integrated
NDL 020-F	3⁄8" <sup>(1)</sup>	5	8.5	232	17.6	10.3	6.7	20	NF 0008 M01	integrated
NDL 030-F	3⁄8" <sup>(1)</sup>	10	17	232	25.5	10.3	6.7	30	NF 0015 M01	integrated
NDL 040-F	3⁄8" <sup>(1)</sup>	15	26	232	35.3	10.3	6.7	41	NF 0015 M01	integrated
NDL 050-F	1⁄2" <sup>(1)</sup>	24	41	232	47.1	10.3	6.7	56	NF 0025 M01	integrated
D <sup>2</sup>										
NDL 060-F	1"	34	58	232	29.3	16.8	11.1	104	NF 0090 M01	integrated
NDL 070-F	1"	41	70	232	29.3	16.8	11.1	104	NF 0090 M01	integrated
NDL 080-F	1"	53	90	232	36.3	16.8	11.1	128	NF 0090 M01	integrated
NDL 090-F	1"	66	112	232	36.3	16.8	11.1	128	NF 0090 M01	integrated
NDL 100-F	1"	88	150	232	43.2	16.8	11.1	155	NF 0090 M01	integrated
NDL 110-F	1"	106	180	232	49.1	16.8	11.1	182	NF 0135 M01	integrated
NDL 120-F	1"	132	224	232	59.0	16.8	11.1	210	NF 0175 M01	integrated
NDL 130-F	1"	177	301	232	72.8	16.8	11.1	259	NF 0175 M01	integrated
D <sup>3</sup>										
NDL 2110-F	2"	212	360	145	51.5	15.7	24.3	264	NF 0450 M01	integrated
NDL 2120-F	2"	276	469	145	60.6	15.7	24.3	493	NF 0450 M01	integrated
NDL 2130-F	2"	400	680	145	74.3	15.7	24.3	575	NF 0450 M01	integrated
NDL 3130-F	2"	560	951	145	74.3	15.7	31.0	756	NF 0700 M01	integrated
NDL 4130-F	2 1⁄2"	750	1274	145	74.3	15.7	37.6	936	NF 0850 M01	integrated
NDL 6120-F	2 1⁄2"	828	1407	145	60.6	15.7	50.8	1036	NF 0850 M01	integrated

specifications	standard	optional
maximum particle size (ISO class) <sup>(5)</sup>	class 2 (1 micron)	class 1 (0.01 micron) <sup>(6)</sup>
maximum water content (ISO class) <sup>(5)</sup>	class 2 (-40°F pdp)	class 1 (-94°F)
minimum operating pressure	58 psig	-
recommended operating temp range	34 to 100°F	-
design operating temperature range	34 to 122°F	-
power supply requirements	100 to 240 VAC / 50 or 60 Hz	pneumatic <sup>(3)</sup> or 24 V DC

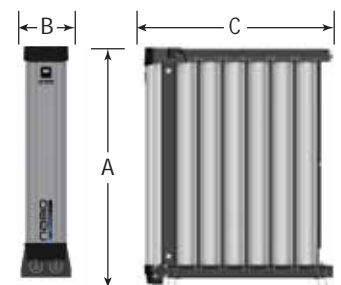
pressure correction factors <sup>(7)</sup>													
inlet air pressure (psig)	60	75	90	100	115	130	145	160	175	190	205	235	
correction factor	0.63	0.75	0.88	1	1.13	1.25	1.38	1.50	1.63	1.75	1.88	2.13	

temperature & dew point correction factors <sup>(7)</sup>													
inlet air temperature (°F)	75	100	104	113	122	pressure dew point (°F)		-4	-40	-94			
correction factor	1	1	0.97	0.88	0.73	correction factor		1.10	1.00	0.70			

- (1) NDL 010 to 050 have push to connect fittings on the inlet and outlet. All other models have NPT(F) threaded connections
- (2) at inlet conditions of 100 psig and 100°F and a -40°F outlet pressure dew point. For all other conditions refer to the correction factors above
- (3) maximum pressures for USA and Canada:
- D1 are 232 psig (MAWP) as standard for USA; CRN certified up to 101 psig (MAWP) for Canada
  - D2 are 232 psig (MAWP) as standard for USA; CRN certified up to 232 psig (MAWP) for Canada
  - D3 are 145 psig (MAWP) as standard ( optional 232 psig;) CRN certified up to 210 psig (MAWP) for Canada
  - all pneumatically controlled dryers are 145 psig (MWAP) (D2 & D3 only)
- (4) dryer includes a separate M01 grade pre filter (shipped loose) and a built in 1 micron after filter
- (5) per ISO 8573.1:2010 (E)
- (6) with separate M01 grade after filter
- (7) to be used as a rough guide only. All applications should be confirmed by n-psi. Contact support@n-psi.com



NDL 010 to NDL 130



NDL 2110 to NDL 6130

nano-purification solutions llc  
charlotte, north carolina  
united states

tel: 704.897.2182

nano-purification solutions ltd  
gateshead, tyne and wear  
united kingdom

• fax: 704.897.2183

• support@n-psi.com

nano-purification solutions  
st. catharines, ontario  
canada

• www.n-psi.com



**nano**  
PURIFICATION SOLUTIONS

copyright PURIFICATION SOLUTIONS LLC  
publication reference n-psi-D123-14-us